



Telcare, LLC
150 Baker Avenue Extension, Suite 300
Concord, MA 01742, USA
Phone: (888) 666-4530 (US) or
(1) (978) 610-4688 (International)

Welcome to your new Connected Weight Scale provided by BioTel Care®.

Similar to our Connected Blood Glucose Monitoring System, this Connected Weight Scale wirelessly sends your results directly to the BioTel Care® Portal. By simply logging into your Portal account, you can track and review your results within moments.

**For details on using your new Connected Weight Scale,
please refer to the instructions on the back.**

The BioTel Care® Terms of Service ("Terms") outline the terms regarding your use of our products and can be found at <http://telcare.com/terms>. If you do not agree with these Terms, do not register or use any of the Services.

ART-268 Rev. 0

Take your first test today!

If this is your first time using the device, register your device at <https://registration.mytelcare.com/>

Installing the Batteries

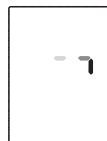


If this is your first time using the device:

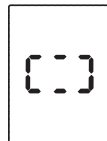
1. Open the battery cover on the bottom of your scale.
2. Install the batteries provided with the device. Follow the diagram inside the battery compartment for correct polarity - the springs should align with the negative side on the batteries.
3. Replace the battery cover until closed and secure.

Taking a Measurement

1. Place the scale on a flat and hard surface.
2. Step on the scale and remain still until the measurement is complete.



Transmission in progress




Transmission successful

3. The device automatically transmits the measurement results. During this process, an indicator is shown in the middle of the display.
4. When the measurement is successfully transmitted, the device shows the following indication before turning off.

Review Your Results

1. Log into MyTelcare.com.
2. Select Logs Tab from Dashboard.
3. See your results today!



BioTel[®]
CARE